

L2+ Managed PoE Switch

WI-PMS552F



Overview

Wi-Tek L2+ managed PoE Switch provide 48 Gigabit Ethernet RJ-45 ports and 4 10 Gigabit SFP+ slots. All RJ-45 ports comply with 802.3af/at PoE standard and output up to 30W PoE power perport. Integrating L2 and L2+switch's features, Wi-Tek L2+ managed PoE Switch are equipped with abundant functions such as VLAN, Port Loop Detection, STP/RSTP/MSTP, Link Aggregation, QoS, ACL, IGMP SNOOPING, IPv6 Management and Static Routing. Besides, Wi-Tek L2+ managed Switch can support diverse management methods such as Web Management, CLI and Telnet, which facilitates the maintenance and management. Based on these features, Wi-Tek L2+ managed Switch can build a scalable and stable network and provide efficient network solutions, which can be applied in the campus, hospitals and Small and medium enterprises.

Features

High-Bandwidth Interface Design

Wi-Tek L2+ managed PoE Switch provide 4 10GB fibers, which can ensure smooth data delivery for high-bandwidth applications. Based on actual deployment needs, users can flexibly select 10G fiber or PoE copper. WI-PCMS552F can render network aggregation of large-sized enterprises, or core deployment of small to medium-sized networks.

Abundant L2 and L2+ Features

Wi-Tek L2+ managed PoE Switch not only provides general L2 functions such as STP/RSTP/MSTP, Link aggregation, 802.1Q VLAN, IGMP Snooping, supports the L2+ function like Static routing which can help route internal traffic for more efficient use of network resources.

Rich Security Policies

Wi-Tek L2+ managed PoE Switch can provide reliable security composed of IP-MAC Port Binding Port Security and DHCP Snooping, which prevent the network from being attacked by the potential threats. In addition, Access Control Lists feature restrict network access by accurately identifying and controlling the packet based on source and destination MAC address, IP address, which can improve the security of network environment and reliability of network quality.

Advanced QoS

To integrate voice, data and video service on one network, the switch applies rich QoS policies. Administrator can designate the priority of the traffic based on a variety of means including Port Priority, 802.1P Priority and DSCP Priority, to ensure that voice and video are always clear and smooth.

Specifications



Model	WI-PMS552F
Hardware Features	
Interfaces	
Downlink Ports	48*10/100/1000Mbps RJ45 Ports
Uplink Ports	4* 10 Gbps SFP+ Slots
Management Port	1 Console port
Performance	
Memory and Flash	Memory: 4G DDR3 Flash: 64MB
PoE	
PoE Port	port 1-48: 802.3af/at
PoE Standard	802.3af/at
PoE Power Supply Type	End-span
PoE Pin Assignment	1/2(+), 3/6(-)
PoE Power	30 W max. for each port, 780 W Max. (PoE power budget)
Switch Property	
Standards and Protocols	IEEE802.3, IEEE802.3u, IEEE802.3ab, IEEE 802.3x, IEEE 802.3ae, IEEE 802.3af/at, IEEE 802.3ad, IEEE 802.3q, IEEE 802.3p, IEEE 802.1w, IEEE 802.1d, IEEE 802.1s
Forwarding Mode	Store and Forward
Switching Capacity	176 Gbps
Packet Forwarding Rate	130.7 Mpps
MAC Address Table	32 k
Packet Buffer Memory	4.1MB
Jumbo Frame	16 kB



Model		WI-PMS552F
Power Supply		
Input Power	AC 100–240V, 50/60Hz	
Power Consumption	Idle: 20 W 100% Traffic Rate with PoE: 800W	
Physical Characteristics		
LED Indicators	<p>PWR Indicator:</p> <p>On: the device power on is normal</p> <p>Off: the device is power off or failed</p> <p>Sys Indicator:</p> <p>Off:The system is being started or abnormal</p> <p>Blinking:The system is working normally</p> <p>Link Indicator(green):</p> <p>Off: No device is connected to the corresponding port.</p> <p>On: Indicates the link through that port is successfully established</p> <p>Blinking: Indicates that the Switch is actively sending or receiving data over that port.</p> <p>PoE Indicator(yellow):</p> <p>Off: No PoE powered device (PD) connected.</p> <p>On: There is a PoE PD connected to be port, which supply power successfully.</p> <p>Blinking: Indicates the port is abnormal.</p>	
Buttons	Reset: Hold for >5 sec. to restore factory default.	
Fan Quantity	2	
Dimensions (W*D*H)	440mm* 366mm*45mm	
Weight	Net Weight: 5.37 kg	
	Package Weight: 6.17 kg	
Installation	Rack-mounted	
Environmental		
Reliability	Surge Immunity	IEC 61000–4–5 Common mode 6kV Differential mode 2kV
	ESD Protection	IEC 61000–4–2 Contact discharge 6kV Air discharge 8kV



Model	WI-PMS552F
Operating Temperature	0°C ~ 40°C(32°F ~ 104°F)
Storage Temperature	-40°C ~ 70°C(-40°F ~ 158°F)
Operating Humidity	10 – 90% RH non-condensing
Storage Humidity	5 – 90% RH non-condensing
Certification	
Certification	CE, FCC, RoHS, UKCA, RCM



Model	WI-PMS552F
Software Features	
Reliability	Port Loop Detection
	EAPS
	ERPS
	UDLD
	LLDP/LLDP-MED
VLAN	Max 4K VLAN Groups
	802.1q Tagged VLAN
	Voice VLAN
	MAC-Based VLAN
	IP-Based VLAN
	Surveillance VLAN
	QinQ
	802.1q-Based VLAN
Port	LACP
	Jumbo Frame
	Port Shutdown
	Jumbo Frame
	Port Shutdown
	Link Aggregation (Up to 8 aggregation groups and up to 8 ports per group)
	Port Mirroring (One-to-One Many-to-One Tx/Rx/Both)
Security	IP-MAC-Port Binding
	Support Static and Dynamic ARP
	DHCP Snooping
	Port MAC Address Filtering
	IEEE802.1x AAA
	RADIUS/TACACS+
	RADIUS



Model	WI-PMS552F
Security	Port Isolation
	Port Based Authentication
	Secure Command Line Interface (CLI) Management With SSHv1/SSHv2
	Broadcast/Multicast/Uni-cast Storm Control
Access Control List	Standard IP-Based ACL
	Extended IP Based ACL
	MAC IP-Based ACL
	MAC ARP-Based ACL
	IPv6-Based ACL
	ACL Port Filtering
	Time-Based ACL
QoS	Port-Based (you can limit the upstream and downstream traffic of a single port)
	802.1p-based classification
	Support WRR, SP, WFQ
	ACL-Based classification
L2 Multicast	IGMP Snooping V1/V2/V3
	MLD Snooping
	MVR
L3 Features	ARP
	Static Route
	VLAN Interface(Support 32 VLAN interfaces)
	Policy Route
	VRRP

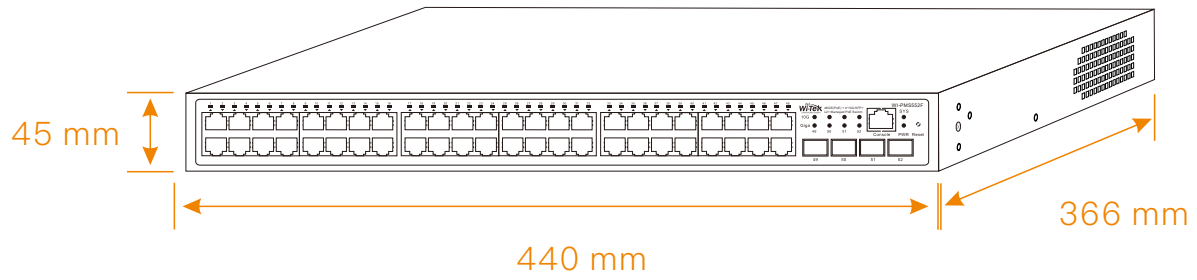


Model	WI-PMS552F
IPV6	IPv4/IPv6 Dual Protocol Stack
	IPv6 Neighbor Discovery
	Supports manual address configuration, stateless address auto-configuration and address acquisition through DHCP IPv6 client
	Ipv6 TFTP
	Ipv6 SNMP
	ICMP IPv6
	Pv6 SNMP
	IPv6 Path MTU Discovery
	IPv6 SSH
	Tracert6
Management	Trap/Inform
	CPU Monitoring
	Firmware Upgrade
	Configuration Export/import
	Support Sntp Based IPv4 and IPv6
	DHCP/BOOTP Client

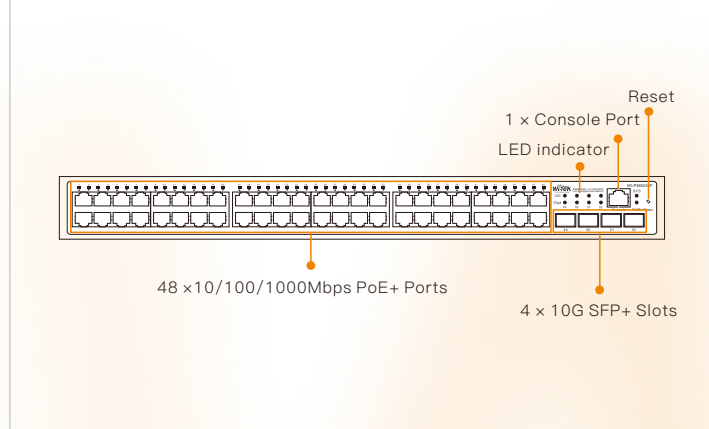
Appearances and Dimensions

WI-PMS552F


Dimensions (mm)



Front Panel



Side Panel



Package Contents

Welcome to order our products. After purchasing, you will receive:

Items	Quantity
WI-PMS552F	1 pcs
Quick Installation Guide	1 pcs
Power Cord	1 pcs
Mounting Accessories	Hook x 2, Mat x 4, Screw x 8



Wireless-Tek Technology Limited

Address: Biaofan Technology Building 402, Bao'an street,
Baoan District, Shenzhen City, Guangdong, China

Website: www.wireless-tek.com

Tel: 86-0755-32811290

Email: sales@wireless-tek.com

Technical Support: tech@wireless-tek.com



Technical Support



Cloud Management



Company Website